



FTSE Emerging Markets Government Bond Index (EMGBI)

Sovereign | Multi-Currency

The FTSE Emerging Markets Government Bond Index (EMGBI) measures the performance of local currency government bonds from 16 countries, providing a broad benchmark for portfolio managers looking for a measure of sovereign emerging markets. The EMGBI rules and methodologies are consistent with those of the FTSE World Government Bond Index (WGBI) to enable performance comparisons across sovereign debt markets. Sub-indexes are available in any combination of currency, maturity, and rating.

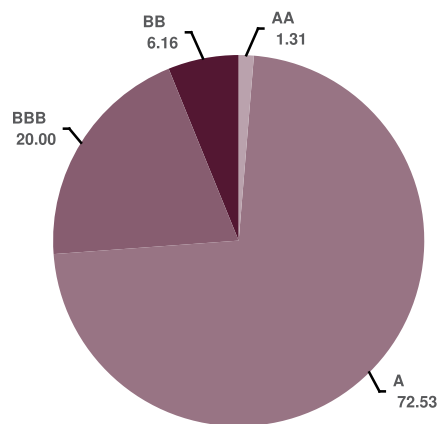
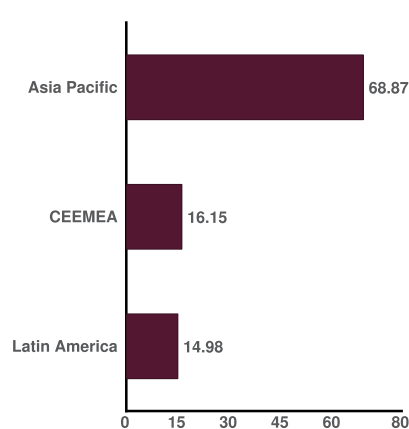
INDEX PROFILE

Description	# of Issues	Par Amount*	Market Value*	Market Weight (%)	Average Coupon (%)	Average Life (Years)	Yield to Maturity (%)	Effective Duration
EMGBI	415	2,589.83	2,699.09	100.00	4.94	7.92	4.38	5.77
Investment Grade	389	2,433.82	2,532.91	93.84	4.58	8.14	4.04	5.93
High Yield	26	156.01	166.18	6.16	10.51	4.36	9.49	3.22
1-3 Years	100	689.29	708.63	26.25	4.37	1.98	3.72	1.86
3-5 Years	79	542.82	562.24	20.83	4.54	3.98	3.97	3.60
5-7 Years	48	355.84	372.86	13.81	4.88	5.93	4.23	5.11
7-10 Years	64	434.43	459.12	17.01	5.42	8.39	4.78	6.75
10+ Years	124	567.45	596.23	22.09	5.70	19.78	5.33	12.11
Asia Pacific	259	1,789.95	1,858.89	68.87	3.94	7.91	3.48	6.02
Latin America	53	366.95	404.31	14.98	8.04	7.82	6.28	5.34
CEEMEA	103	432.94	435.89	16.15	6.44	8.01	6.46	5.09

*In USD billions

GEOGRAPHICAL AND QUALITY COMPOSITION

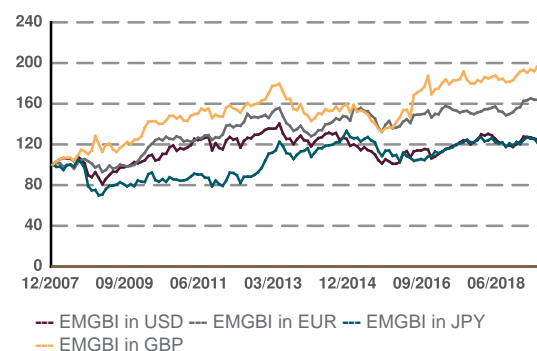
(Market Weight %)



Asia Pacific: China, Indonesia, Malaysia, Philippines, and Thailand
 Latin America: Brazil, Chile, Colombia, Mexico, and Peru
 CEEMEA: Hungary, Poland, Romania, Russia, Turkey, and South Africa

Index Quality: Index quality is defined to be the rating assigned by Standard and Poor's Financial Services LLC ("S&P") when it exists. If a bond is not rated by S&P but it is rated by Moody's Investor Service, Inc ("Moody's"), the S&P equivalent of the Moody's rating is assigned. If a bond is split-rated, that is rated investment grade by S&P or Moody's and high yield by the other, index quality is taken to be S&P equivalent of the investment grade rating.

HISTORICAL INDEX LEVEL (Unhedged)



	Return*	Standard Deviation*
EMGBI in USD	2.21	11.61
EMGBI in EUR	4.46	8.87
EMGBI in JPY	1.89	13.73
EMGBI in GBP	6.26	11.41

*Annualized Since Base Date (in %)

ANNUALIZED RETURNS (in %)

	USD		EUR		JPY		GBP	
	Unhedged	Hedged	Unhedged	Hedged	Unhedged	Hedged	Unhedged	Hedged
YTD*	4.99	3.39	5.39	1.80	3.10	1.88	5.06	2.43
1 Year	5.44	6.50	8.10	3.34	2.56	3.50	9.38	4.62
3 Years	4.36	3.56	3.50	1.11	6.08	1.30	6.08	2.16
5 Years	-0.43	3.09	3.31	1.40	0.81	1.45	5.63	2.35

*Not annualized.

DESIGN CRITERIA AND CALCULATION METHODOLOGY

Coupon:	Fixed-rate
Currency:	BRL, CLP, CNY, COP, HUF, IDR, MXN, MYR, PEN, PHP, PLN, RON, RUB, THB, TRY, ZAR
Minimum Maturity:	At least one year
Minimum Market Size:	Entry: At least USD 10 billion. Exit: Below USD 5 billion.
Minimum Issue Size:	Varies by market
Minimum Quality:	C by S&P and Ca by Moody's
Accessibility:	Limited to bonds and markets that foreign investors can fully access
Weighting:	Market capitalization
Rebalancing:	Once a month at month end
Cash Reinvestment Rate:	At daily average of the local currency one-month Eurodeposit rate except for China, where savings deposit rate published by the People's Bank of China is used, and Philippines, where the Refinitiv one-month offshore implied deposit rate is used. Calculated from the actual scheduled payment date of the cash flow through the end of the reporting period.
Pricing:	Refinitiv pricing except for: <ul style="list-style-type: none"> • Malaysia (provided by Amanah Butler and Affin) • Mexico (provided by Proveedor Integral de Precios S.A. de C.V.) • Poland (provided by BondSpot) • South Africa (provided by Johannesburg Stock Exchange) • Thailand (provided by Thai Bond Market Association "ThaiBMA")
Calculation Frequency:	Daily
Settlement Date:	Monthly – Settlement is on the last calendar day of the month. Daily – Same day settlement except if the last business day of the month is not the last calendar day of the month; then, settlement is on the last calendar day of the month.
Base Date:	December 31, 2007

VENDOR CODES

- Bloomberg SBI <GO>; SBBI <GO>
 - EMGBI in USD – SBEMGBU <INDEX>
 - EMGBI in EUR – SBEMGBE <INDEX>
 - EMGBI in JPY – SBEMGBY <INDEX>
 - EMGBI in GBP – SBEMGBG <INDEX>
- Reuters
 - EMGBI in USD – .SBEMGBU
 - EMGBI in EUR – .SBEMGBE
 - EMGBI in JPY – .SBEMGBY
 - EMGBI in GBP – .SBEMGBG

© 2019 London Stock Exchange Group plc and its applicable group undertakings (the "LSE Group"). The LSE Group includes (1) FTSE International Limited ("FTSE"), (2) Frank Russell Company ("Russell"), (3) FTSE Global Debt Capital Markets Inc. and FTSE Global Debt Capital Markets Limited (together, "FTSE Canada"), (4) MTSNext Limited ("MTSNext"), (5) Mergent, Inc. ("Mergent"), (6) FTSE Fixed Income LLC ("FTSE FI") and (7) The Yield Book Inc. ("YB"). All rights reserved.

FTSE Russell® is a trading name of FTSE, Russell, FTSE Canada, MTSNext, Mergent, FTSE FI and YB. "FTSE®", "Russell®", "FTSE Russell®", "MTS®", "FTSE4Good®", "ICB®", "Mergent®", "WorldBIG®", "USBIG®", "EuroBIG®", "AusBIG®", "The Yield Book®", and all other trademarks and service marks used herein (whether registered or unregistered) are trademarks and/or service marks owned or licensed by the applicable member of the LSE Group or their respective licensors and are owned, or used under license, by FTSE, Russell, MTSNext, FTSE Canada, Mergent, FTSE FI or YB.

All information is provided for information purposes only. All information and data contained in this publication is obtained by the LSE Group, from sources believed by it to be accurate and reliable. Because of the possibility of human and mechanical error as well as other factors, however, such information and data is provided "as is" without warranty of any kind. No member of the LSE Group nor their respective directors, officers, employees, partners or licensors make any claim, prediction, warranty or representation whatsoever, expressly or impliedly, either as to the accuracy, timeliness, completeness, merchantability of any information or of results to be obtained from the use of the FTSE Russell Indexes or the fitness or suitability of the FTSE Russell Indexes for any particular purpose to which they might be put. Any representation of historical data accessible through FTSE Russell Indexes provided for information purposes only and is not a reliable indicator of future performance.

No responsibility or liability can be accepted by any member of the LSE Group nor their respective directors, officers, employees, partners or licensors for (a) any loss or damage in whole or in part caused by, resulting from, or relating to any error (negligent or otherwise) or other circumstance involved in procuring, collecting, compiling, interpreting, analyzing, editing, transcribing, transmitting, communicating or delivering any such information or data or from use of this document or links to this document or (b) any direct, indirect, special, consequential or incidental damages whatsoever, even if any member of the LSE Group is advised in advance of the possibility of such damages, resulting from the use of, or inability to use, such information.

No member of the LSE Group nor their respective directors, officers, employees, partners or licensors provide investment advice and nothing contained in this document or accessible through FTSE Russell Indexes, including statistical data and industry reports, should be taken as constituting financial or investment advice or a financial promotion.

Past performance is no guarantee of future results. Charts and graphs are provided for illustrative purposes only. Index returns shown may not represent the results of the actual trading of investable assets. Certain returns shown may reflect back-tested performance. All performance presented prior to the index inception date is back-tested performance. Back-tested performance is not actual performance, but is hypothetical. The back-test calculations are based on the same methodology that was in effect when the index was officially launched. However, back-tested data may reflect the application of the index methodology with the benefit of hindsight, and the historic calculations of an index may change from month to month based on revisions to the underlying economic data used in the calculation of the index.

No part of this information may be reproduced, stored in a retrieval system or transmitted in any form or by any means, electronic, mechanical, photocopying, recording or otherwise, without prior written permission of the applicable member of the LSE Group. Use and distribution of the LSE Group data requires a license from FTSE, Russell, FTSE Canada, MTSNext, Mergent, FTSE FI, YB and/or their respective licensors.