



# FTSE Chinese (Onshore CNY) Broad Bond Index (CNYBBI)

Multi-Sector | Chinese Yuan

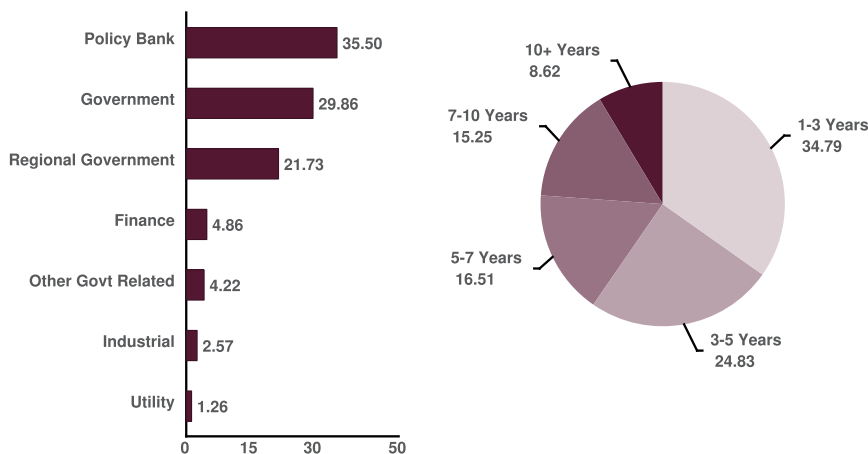
The FTSE Chinese (Onshore CNY) Broad Bond Index (CNYBBI) measures the performance of the onshore Chinese yuan-denominated fixed-rate government, agency, and corporate debt issued in mainland China. The index includes fixed-rate securities issued by sovereigns, agencies, regional governments, and corporations. Sub-indexes are available in any combination of asset class, maturity, and rating.

## INDEX PROFILE

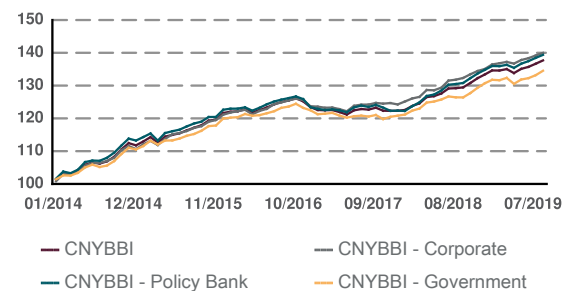
Description	# of Issues	Par Amount*	Market Value*	Market Weight (%)	Average Coupon (%)	Average Life (Years)	Yield to Maturity (%)	Effective Duration	OAS (bps)
<b>CNYBBI</b>	<b>1,424</b>	<b>33.34</b>	<b>34.59</b>	<b>100.00</b>	<b>3.76</b>	<b>5.81</b>	<b>3.20</b>	<b>4.82</b>	<b>30</b>
1-3 Years	662	11.69	12.03	34.79	3.68	2.02	2.95	1.92	27
3-5 Years	359	8.27	8.59	24.83	3.77	4.03	3.15	3.70	29
5-7 Years	165	5.55	5.71	16.51	3.65	6.12	3.35	5.43	35
7-10 Years	148	5.07	5.27	15.25	3.86	8.62	3.47	7.28	43
10+ Years	90	2.76	2.98	8.62	4.12	21.39	3.62	14.23	17
Government	132	9.91	10.33	29.86	3.49	7.72	2.96	6.02	-1
Policy Bank	164	11.80	12.28	35.50	3.95	5.24	3.31	4.52	43
Regional Government	490	7.35	7.52	21.73	3.50	5.38	3.20	4.60	30
Other Govt Related	103	1.37	1.46	4.22	4.46	5.41	3.42	4.52	53
Corporate	535	2.90	3.01	8.69	4.23	2.87	3.50	2.61	76
Industrial	197	0.86	0.89	2.57	4.39	2.95	3.60	2.69	85
Finance	239	1.62	1.68	4.86	4.12	2.66	3.46	2.43	74
Utility	99	0.42	0.44	1.26	4.33	3.49	3.47	3.13	69

\*In CNY trillions

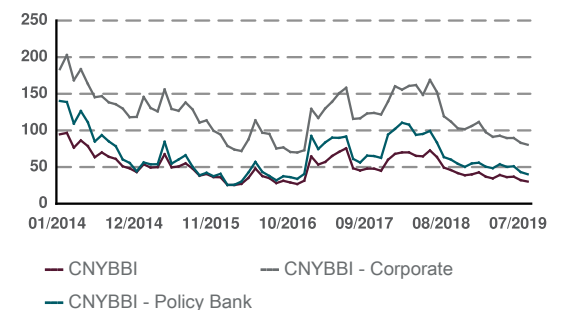
## ASSET CLASS AND MATURITY COMPOSITION (Market Weight %)



## HISTORICAL INDEX LEVEL



## OPTION ADJUSTED SPREAD\*



\*OAS to the China Government Curve

**TOP 10 ISSUERS** (By Market Weight)

Description	# of Issues	Par Amount*	Market Value*	Market Weight (%)	Average Coupon (%)	Average Life (Years)	Yield to Maturity (%)	Effective Duration	OAS (bps)
CHINA PEOPLES REPUBLIC OF	132	9.91	10.33	29.86	3.49	7.72	2.96	6.00	-1
CHINA DEVELOPMENT BANK CORP	85	6.58	6.85	19.81	3.99	5.64	3.32	4.74	42
AGRICULTURAL DVLPT BANK OF CHINA	48	3.32	3.45	9.98	3.92	4.88	3.31	4.20	44
EXPORT-IMPORT BANK OF CHINA	33	1.91	1.98	5.73	3.85	4.49	3.27	3.88	43
CHINA RAILWAY CORP	87	1.15	1.23	3.55	4.53	5.38	3.42	4.47	53
JIANGSU PROVINCE, PEOPLE S GOVER	63	1.04	1.06	3.08	3.38	4.57	3.15	4.06	28
PEOPLE S GOVERNMENT OF HUNAN PRO	40	0.70	0.72	2.07	3.49	4.90	3.17	4.28	30
SHANDONG PROVINCE, CHINA	29	0.52	0.53	1.54	3.56	3.82	3.08	3.44	26
ZHEJIANG PROVINCE, PEOPLE S GOVE	27	0.40	0.41	1.19	3.43	6.99	3.33	5.90	35
ANHUI PROVINCE, PEOPLE S GOVERN	23	0.40	0.41	1.17	3.57	4.32	3.14	3.87	27

\*In CNY trillions.

**DESIGN CRITERIA AND CALCULATION METHODOLOGY**

Coupon:	Fixed-rate
Currency:	CNY
Minimum Maturity:	At least one year
Minimum Issue Size:	Government: CNY 20 billions Policy Bank: CNY 15 billions Regional Government and other Government Sponsored: CNY 10 billions Others (including Panda bonds): CNY 3 billions
Minimum Quality:	No minimum S&P or Moody's rating requirements, defaulted bonds are excluded
Weighting:	Market capitalization
Rebalancing:	Once a month at month end
Cash Reinvestment Rate:	At daily average of the savings deposit rate published by the People's Bank of China, calculated from actual scheduled payment date of the cash flow through the end of the reporting period.
Pricing:	Refinitiv
Calculation Frequency:	Daily
Settlement Date:	Monthly – Settlement is on the last calendar day of the month. Daily – Same day settlement except if the last business day of the month is not the last calendar day of the month; then, settlement is on the last calendar day of the month.
Base Date:	December 31, 2013

© 2019 London Stock Exchange Group plc and its applicable group undertakings (the "LSE Group"). The LSE Group includes (1) FTSE International Limited ("FTSE"), (2) Frank Russell Company ("Russell"), (3) FTSE Global Debt Capital Markets Inc. and FTSE Global Debt Capital Markets Limited (together, "FTSE Canada"), (4) MTSNext Limited ("MTSNext"), (5) Mergent, Inc. ("Mergent"), (6) FTSE Fixed Income LLC ("FTSE FI") and (7) The Yield Book Inc. ("YB"). All rights reserved.

FTSE Russell® is a trading name of FTSE, Russell, FTSE Canada, MTSNext, Mergent, FTSE FI and YB. "FTSE®", "Russell®", "FTSE Russell®", "MTS®", "FTSE4Good®", "ICB®", "Mergent®", "WorldBIG®", "USBIG®", "EuroBIG®", "AusBIG®", "The Yield Book®", and all other trademarks and service marks used herein (whether registered or unregistered) are trademarks and/or service marks owned or licensed by the applicable member of the LSE Group or their respective licensors and are owned, or used under license, by FTSE, Russell, MTSNext, FTSE Canada, Mergent, FTSE FI or YB.

All information is provided for information purposes only. All information and data contained in this publication is obtained by the LSE Group, from sources believed by it to be accurate and reliable. Because of the possibility of human and mechanical error as well as other factors, however, such information and data is provided "as is" without warranty of any kind. No member of the LSE Group nor their respective directors, officers, employees, partners or licensors make any claim, prediction, warranty or representation whatsoever, expressly or impliedly, either as to the accuracy, timeliness, completeness, merchantability of any information or of results to be obtained from the use of the FTSE Russell Indexes or the fitness or suitability of the FTSE Russell Indexes for any particular purpose to which they might be put. Any representation of historical data accessible through FTSE Russell Indexesis provided for information purposes only and is not a reliable indicator of future performance.

No responsibility or liability can be accepted by any member of the LSE Group nor their respective directors, officers, employees, partners or licensors for (a) any loss or damage in whole or in part caused by, resulting from, or relating to any error (negligent or otherwise) or other circumstance involved in procuring, collecting, compiling, interpreting, analyzing, editing, transcribing, transmitting, communicating or delivering any such information or data or from use of this document or links to this document or (b) any direct, indirect, special, consequential or incidental damages whatsoever, even if any member of the LSE Group is advised in advance of the possibility of such damages, resulting from the use of, or inability to use, such information.

No member of the LSE Group nor their respective directors, officers, employees, partners or licensors provide investment advice and nothing contained in this document or accessible through FTSE Russell Indexes, including statistical data and industry reports, should be taken as constituting financial or investment advice or a financial promotion.

Past performance is no guarantee of future results. Charts and graphs are provided for illustrative purposes only. Index returns shown may not represent the results of the actual trading of investable assets. Certain returns shown may reflect back-tested performance. All performance presented prior to the index inception date is back-tested performance. Back-tested performance is not actual performance, but is hypothetical. The back-test calculations are based on the same methodology that was in effect when the index was officially launched. However, back-tested data may reflect the application of the index methodology with the benefit of hindsight, and the historic calculations of an index may change from month to month based on revisions to the underlying economic data used in the calculation of the index.

No part of this information may be reproduced, stored in a retrieval system or transmitted in any form or by any means, electronic, mechanical, photocopying, recording or otherwise, without prior written permission of the applicable member of the LSE Group. Use and distribution of the LSE Group data requires a license from FTSE, Russell, FTSE Canada, MTSNext, Mergent, FTSE FI, YB and/or their respective licensors.

Source: FTSE Russell as of August 31, 2019. Past performance is no guarantee of future results.

US +1 646 989 2122 | EMEA +44 20 7334 8963 | HK +852 2164 3288 | Singapore +65 6950 3850 | Japan +81 3 4563 6346