



FTSE Chinese Government and Policy Bank Bond Index (CNGPBI)

Multi-Sector | Chinese Yuan

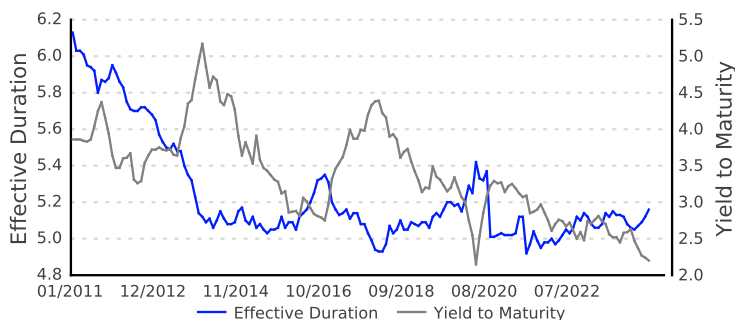
The FTSE Chinese Government and Policy Bank Bond Index (CNGPBI) measures the performance of Yuan-denominated fixed-rate book-entry government bonds and policy bank bonds issued in mainland China. The eligible Chinese policy bank bonds are those issued by the China Development Bank, the Agricultural Development Bank of China, and the Export-Import Bank of China. These policy banks are state-owned and their objectives typically include providing social benefit, stimulating the economy, and supporting growing local industries. To improve liquidity, any bonds whose maturity is greater than 30 years from issuance are excluded from the index.

INDEX PROFILE

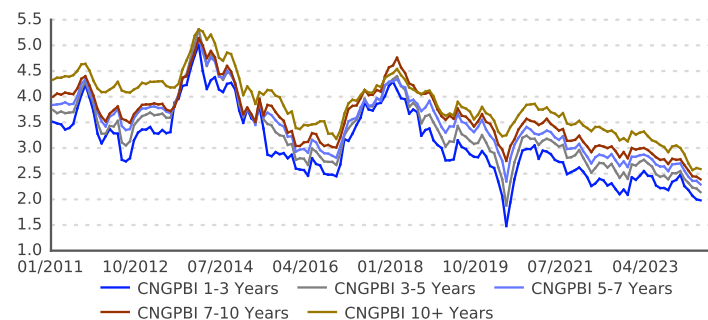
Description	# of Issues	Par Amount*	Market Value*	Market Weight (%)	Average Coupon (%)	Average Life (Years)	Yield to Maturity (%)	Effective Duration
CNGPBI	227	37,514.25	39,506.11	100.00	3.01	5.91	2.20	5.16
1-3 Years	81	12,183.00	12,538.58	31.74	2.85	1.96	1.98	1.89
3-5 Years	51	8,299.12	8,714.25	22.06	3.08	3.97	2.14	3.71
5-7 Years	37	6,639.94	7,038.08	17.82	3.13	5.93	2.29	5.39
7-10 Years	36	7,934.57	8,321.57	21.06	2.89	8.46	2.39	7.46
10+ Years	22	2,457.62	2,893.62	7.32	3.63	23.73	2.59	16.52
China	78	18,325.76	19,225.35	48.66	2.78	6.75	2.15	5.74
Policy Bank	149	19,188.49	20,280.76	51.34	3.23	5.11	2.25	4.61

* In CNY billions

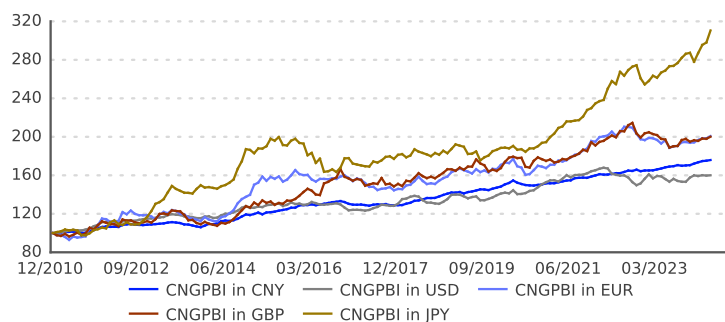
HISTORICAL EFFECTIVE DURATION and YIELD TO MATURITY



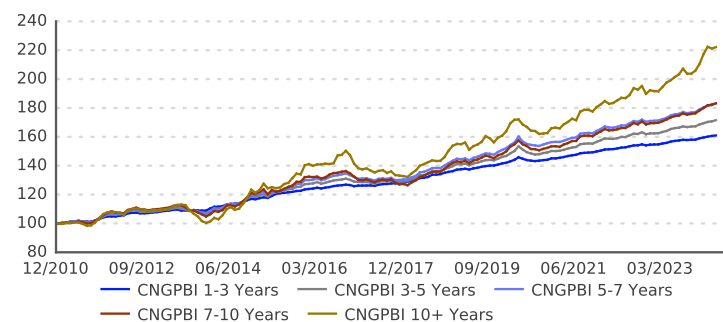
HISTORICAL YIELD TO MATURITY



HISTORICAL INDEX LEVEL (By Currency)



HISTORICAL INDEX LEVEL (By Maturity Sector, in CNY)



	Return*	Standard Deviation*
CNGPBI in CNY	4.33	2.47
CNGPBI in USD	3.59	4.51
CNGPBI in EUR	5.37	7.92
CNGPBI in GBP	5.34	8.18
CNGPBI in JPY	8.87	8.43

* Annualized Since Inception (in %)

	Return*	Standard Deviation*
1-3 Years	3.63	1.28
3-5 Years	4.13	2.22
5-7 Years	4.64	2.78
7-10 Years	4.65	3.48
10+ Years	6.17	5.49

* in CNY, Annualized Since Inception (in %)

ANNUALIZED RETURNS (in %)

	CNY	USD		EUR		GBP		JPY	
	Unhedged	Unhedged	Hedged	Unhedged	Hedged	Unhedged	Hedged	Unhedged	Hedged
YTD*	2.17	0.06	3.38	3.38	2.89	1.87	3.31	11.69	1.50
1 Year	5.28	0.73	9.10	4.00	7.29	1.11	8.73	16.41	3.07
3 Years	4.60	0.76	5.38	4.82	3.70	4.19	4.98	13.77	2.07
5 Years	4.49	2.99	4.34	3.97	2.66	3.83	3.78	10.36	1.76
Since Inception	4.33	3.59	3.19	5.37	2.01	5.34	2.82	8.87	1.62

* Not annualized

DESIGN CRITERIA AND CALCULATION METHODOLOGY

Coupon:	Fixed-rate
Currency:	CNY
Minimum Maturity:	At least one year
Minimum Issue Size:	Government: CNY 35 billion (issued on or after 01 Jan 2020), CNY 100 billion (issued before 01 Jan 2020); Policy Bank: CNY 15 billion
Composition	Government: Includes fixed-rate book-entry government bonds. Excludes zero-coupon bonds, saving bonds, special government bonds, bonds with maturity greater than 30 years from issuance, and bonds issued prior to January 1, 2005. Policy Bank: Includes bonds issued by the three Chinese policy banks. Excludes central bank bills, private placements, callable and putable bonds, bonds with maturity greater than 30 years from issuance, and bonds issued prior to January 1, 2005.
Weighting:	Market capitalization
Rebalancing:	Once a month at month end
Reinvestment of cash flows:	Intra-month cash flows from interest and principal payments are not reinvested as part of monthly index total return calculations.
Pricing*:	Refinitiv
Calculation Frequency:	Daily
Settlement Date:	Monthly – Settlement is on the last calendar day of the month. Daily – Same day settlement except if the last business day of the month is not the last calendar day of the month; then, settlement is on the last calendar day of the month.
Base Date:	December 31, 2010

* External pricing source was used for the policy bank bonds from December 31, 2010 to April 30, 2013.

VENDOR CODES

SBCNGL	FTSE Chinese Government and Policy Bank Bond Index, in CNY terms
SBCNGU	FTSE Chinese Government and Policy Bank Bond Index, in USD terms

© 2024 London Stock Exchange Group plc and its applicable group undertakings (the "LSE Group"). The LSE Group includes (1) FTSE International Limited ("FTSE"), (2) Frank Russell Company ("Russell"), (3) FTSE Global Debt Capital Markets Inc. and FTSE Global Debt Capital Markets Limited (together, "FTSE Canada"), (4) MTSNext Limited ("MTSNext"), (5) Mergent, Inc. ("Mergent"), (6) FTSE Fixed Income LLC ("FTSE FI"), (7) The Yield Book Inc. ("YB"), and (8) Beyond Ratings S.A.S. ("BR"). All rights reserved.

The FTSE Fixed Income Indices are calculated by or on behalf of FTSE Fixed Income LLC or its affiliate, agent or partner. FTSE International Limited is authorized and regulated by the Financial Conduct Authority as a benchmark administrator. FTSE Russell® is a trading name of FTSE, Russell, FTSE Canada, MTSNext, Mergent, FTSE FI, YB, and BR. "FTSE®", "Russell®", "FTSE Russell®", "MTS®", "FTSE4Good®", "ICB®", "Mergent®", "WorldBIG®", "USBIG®", "EuroBIG®", "AusBIG®", "The Yield Book®", Beyond Ratings®, and all other trademarks and service marks used herein (whether registered or unregistered) are trademarks and/or service marks owned or licensed by the applicable member of the LSE Group or their respective licensors and are owned, or used under license, by FTSE, Russell, MTSNext, FTSE Canada, Mergent, FTSE FI, YB, or BR.

All information is provided for information purposes only. All information and data contained in this publication is obtained by the LSE Group, from sources believed by it to be accurate and reliable. Because of the possibility of human and mechanical error as well as other factors, however, such information and data is provided "as is" without warranty of any kind. No member of the LSE Group nor their respective directors, officers, employees, partners or licensors make any claim, prediction, warranty or representation whatsoever, expressly or impliedly, either as to the accuracy, timeliness, completeness, merchantability of any information or of results to be obtained from the use of the FTSE Russell Indices or the fitness or suitability of the FTSE Russell Indices for any particular purpose to which they might be put. Any representation of historical data accessible through FTSE Russell Indices is provided for information purposes only and is not a reliable indicator of future performance.

No responsibility or liability can be accepted by any member of the LSE Group nor their respective directors, officers, employees, partners or licensors for (a) any loss or damage in whole or in part caused by, resulting from, or relating to any error (negligent or otherwise) or other circumstance involved in procuring, collecting, compiling, interpreting, analyzing, editing, transcribing, transmitting, communicating or delivering any such information or data or from use of this document or links to this document or (b) any direct, indirect, special, consequential or incidental damages whatsoever, even if any member of the LSE Group is advised in advance of the possibility of such damages, resulting from the use of, or inability to use, such information. No member of the LSE Group nor their respective directors, officers, employees, partners or licensors provide investment advice and nothing contained in this document or accessible through FTSE Russell Indices, including statistical data and industry reports, should be taken as constituting financial or investment advice or a financial promotion.

Past performance is no guarantee of future results. Charts and graphs are provided for illustrative purposes only. Index returns shown may not represent the results of the actual trading of investable assets. Certain returns shown may reflect back-tested performance. All performance presented prior to the index inception date is back-tested performance. Back-tested performance is not actual performance, but is hypothetical. The back-test calculations are based on the same methodology that was in effect when the index was officially launched. However, back-tested data may reflect the application of the index methodology with the benefit of hindsight, and the historic calculations of an index may change from month to month based on revisions to the underlying economic data used in the calculation of the index.

No part of this information may be reproduced, stored in a retrieval system or transmitted in any form or by any means, electronic, mechanical, photocopying, recording or otherwise, without prior written permission of the applicable member of the LSE Group. Use and distribution of the LSE Group data requires a license from FTSE, Russell, FTSE Canada, MTSNext, Mergent, FTSE FI, YB, BR, and/or their respective licensors.